



# One ERP. One Solution. All Functions.

✓ Replace all Your Apps, Ai & Software with Synclo

The screenshot displays the 'Manage My Teams' dashboard in the Synclo application. At the top, there are navigation links for 'Manage My Company' and 'Go To Personal Dashboard', along with a search bar and utility buttons for 'Mark Break' and 'Check In'. The dashboard is divided into several sections:

- Summary Cards:** Shows 0 Total Team Members, 0 Present Today, 2 Late Today, 0 On Leave/Absent Today, and 0 On Probation Current.
- My Teams:** A row of four team member cards for John Doe (70% attendance), Jane Doe (90%), Jason Doe (100%), and Alfred Doe (85%).
- Live Status of Team Members:** A list of team members with their current status (Active, On Break, Shift Completion).
- Late Check-ins & Early Check-outs Today:** A vertical timeline showing late arrivals and early departures for team members like Alexander James and Olivia Martini.
- Absent, On Leave or On Official Off Day:** A list of team members with their absence status (Approved Leave, Official Off).
- Today's Attendance:** A donut chart showing 10 total team members, with 7 Present, 2 Absent, and 1 Holiday.
- Leave Applications:** A list of pending, approved, and rejected leave requests from team members like Chris Marcus and Henriette Jackson.
- Team Breaks Today:** A vertical bar chart showing the duration of breaks for team members like Alexander James and Olivia Martini.
- Team Discrepancies:** A list of team members with their current status (Pending, Approved, Rejected) and dates.
- My Team Tickets:** A list of active and resolved tickets for team members like Alexander James.
- Team Resignations:** A list of team members with their resignation status (Approved, Pending) and dates.
- Sales Performance & Attendance Trend:** Bottom sections showing performance metrics and attendance trends across teams, including an average attendance rate of 94.5% and an absentee rate of 12.8%.

# An All-in-One ERP

For Every Operation Across Every Industry

**10+**

Industries  
Catered

**74+**

Enterprise Grade  
Features

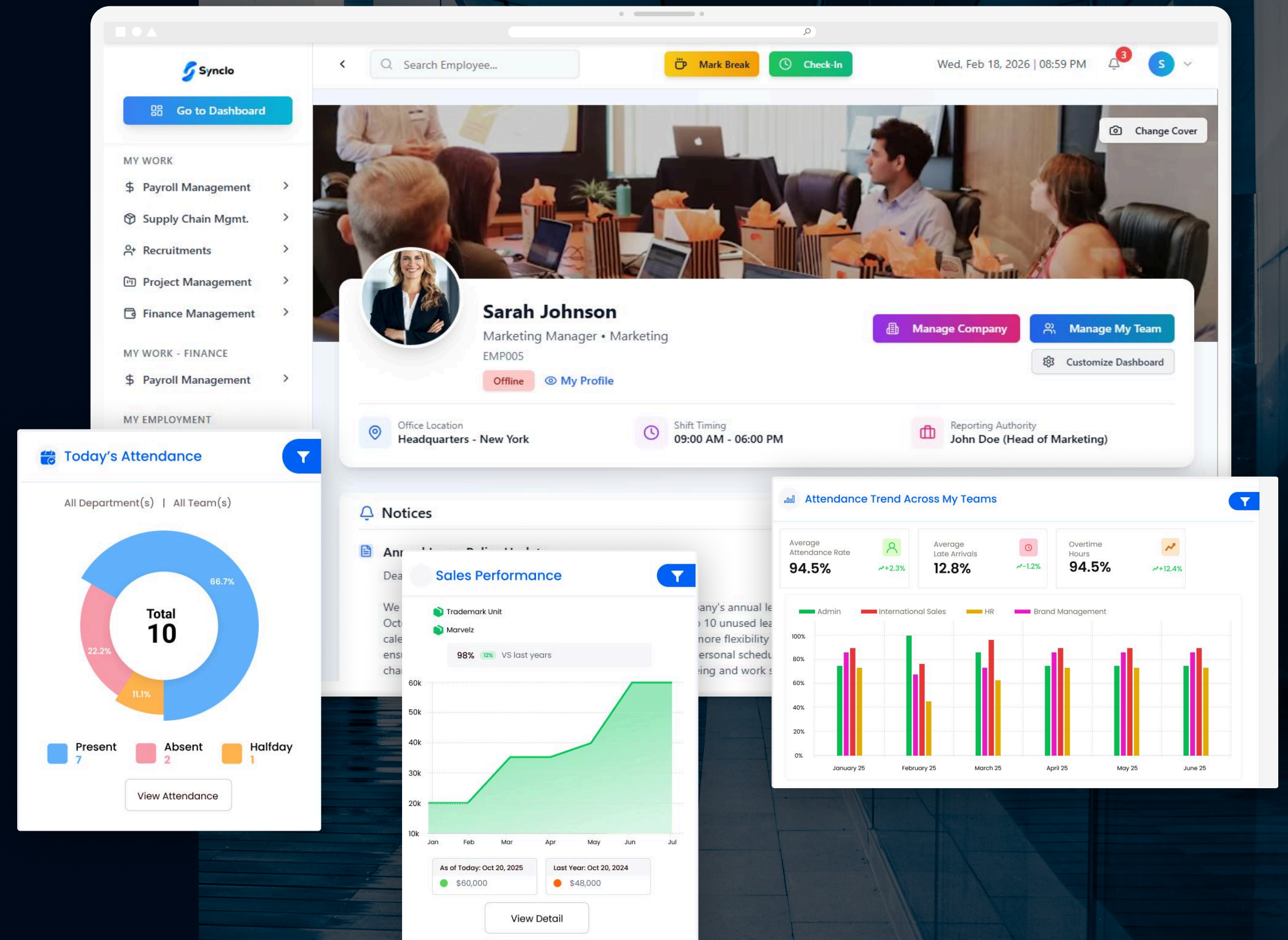
**09+**

Workflow  
Automation Modules

# About Synclo

Synclo is an **enterprise-grade ERP** platform designed to bring every business function into one intelligent system.

- ✔ Employee Management
- ✔ Supply Chain & Procurement
- ✔ Recruitment & Onboarding
- ✔ Project Management
- ✔ Cross Module Ai Assistance
- ✔ Sales CRM
- ✔ Finance & Accounting
- ✔ Help Desk & Support
- ✔ Learning Management



# Our Suite of Services



Human Resource  
Management System



Sales & Customer  
Relationship Management



Finance & Accounting  
Management



Project & Timeline  
Management



Centralized Help Desk &  
Ticketing



Integrated Supply Chain  
Management



Learning Management  
System



AI-Powered Business  
Assistant



Candidate-Centric  
Recruitment



The smartest **AI Companion** to automate tasks, streamline workflows, and enable smarter decisions across every function.

- ✓ Natural Language Commands
- ✓ Cross-Module Intelligence
- ✓ Context Aware Assistance
- ✓ Predictive Decision Support
- ✓ Tailored Knowledgebase for Your Business

Your Personal Assistant, available 24/7, to run your business with you, for you!



# Tailored for 10+ Industries



Education &  
Learning



Retail &  
E-Commerce



Healthcare &  
Pharmaceutical



Finance &  
Banking



Construction &  
Real Estate



Information &  
Technology



Hospitality



Logistics &  
Distribution



Industrial  
Manufacturing



Non-Profit  
Organization




The central **Human Resource Management** System to handle your company's workforce — on one powerful platform.

- ✓ Employee Onboarding, Offboarding & Management
- ✓ Live Attendance Tracking & Management
- ✓ Employee Performance & Conduct
- ✓ Payroll Disbursement & Management
- ✓ Departments, Designations & Organizational Structure


The screenshot displays the PeopleManager HRM system interface. It features a sidebar with navigation options like 'Go to Dashboard', 'MY WORK', 'MY WORK - FINANCE', 'MY EMPLOYMENT', 'MANAGE MY TEAM', and 'MANAGE COMPANY'. The main content area shows an employee profile for Sarah Johnson, a Marketing Manager, with details on her office location, shift timing, and reporting authority. Below the profile are notices, including an 'Annual Leave Policy Update'. To the right, there are sections for 'Structure & Hierarchy' and 'Facilities Management'. The 'Facilities Management' section includes a 'Facility Reports & Analytics' dashboard with metrics like '4.4% Utilization Rate', '15 Total Bookings', '5 Unique Users', and '6 Active Facilities'. A large white box with a red border highlights '18+ More Features'.

  
Payroll Management System

  
Attendance Tracking System

  
Company Setup & Policies

**18+**  
More Features



The smartest **CRM** designed to streamline sales processes, manage leads efficiently, and organize customer data for complete business visibility and control.

- ✓ Ai-Driven Lead Scoring & Lead Assignment
- ✓ Sales Forecasting, Analytics & Reports
- ✓ Custom Sales Pipeline for Your Business
- ✓ Communication Medium Integration
- ✓ Enterprise Grade Data Security

The image displays several screenshots of the SalesEnginePro CRM interface. The main dashboard shows a 'Welcome back, Admin' message for Wednesday, February 18, 2026. Key metrics include 46 Overdue Tasks, 1 Task Due Today, 100 Total Leads (65 new this week), Pipeline Value of \$6,392,810 (84 active deals), Revenue Won of \$1,291,919 (13 closed this week), and a Win Rate of 88% (14 won, 2 lost). A 'Pipeline Overview' chart shows deal distribution by stage: Prospecting, Qualification, Needs Analysis, Value Prop, Decision Makers, Proposal, and Negotiation. 'Top Deals' include Tech Solutions Inc - Q... (\$478,294) and Cyber Security Inc - Q... (\$329,445). Other screenshots show 'All Leads' with a summary of 100 total leads and 14.0% conversion rate, and 'All Activities' with 16 emails, 0 SMS, 0 chats, 19 tasks, 11 calls, and 20 meetings. A 'Sales Pipeline' screenshot shows Total Pipeline of \$6293k, Closed Won of \$1292k, and Closed Lost of \$620k. A 'Tasks & Activities' screenshot shows 1 task today and 100 all tasks.

**Lead Management Automation**

**Custom Sales Pipelines**

**Sales Forecasting & Analytics**

**18+ More Features**



A smart & secure **Accounting & Finance Management** module for all bookkeeping & finance functions, without needing to depend on multiple finance platforms.

- ✓ Custom Financial Dashboards
- ✓ Audit Ready Finance Data
- ✓ Seamless Bank Reconciliation
- ✓ Cash Flow Forecasting & Expense Management
- ✓ Tax Management & Multi Currency Integration

The screenshot displays the Smart Ledger Finance Dashboard with the following components:

- Finance Dashboard:** Real-time financial overview and insights for FY 2024-2025. Key metrics include:
  - TOTAL REVENUE: \$2,458,400 (+12.5% vs last period)
  - TOTAL EXPENSES: \$1,842,300 (+8.2% vs last period)
  - NET PROFIT / LOSS: \$616,100 (+18.3% vs last period)
  - ACCOUNTS RECEIVABLE: \$342,800 (-5.1% vs last period)
  - ACCOUNTS PAYABLE: \$218,500 (+3.2% vs last period)
- Expense Management:** Track employee expenses and reimbursements. Total Expenses: \$2856.00. 3 Pending Approval, 6 Approved.
- Budget Management:** Plan and track departmental budgets. Total Allocated: \$780,000.00. Total Spent: \$533,400.00. Remaining: \$246,600.00.
- Bank Reconciliation:** Match system transactions with bank statements. Operating Balance: \$235,000. Closing Balance: \$245,820. Difference: \$44,420.
- Charts:** Revenue vs Expenses line chart (Monthly) and Expense Breakdown donut chart (Total \$1.84M). Expense Breakdown includes Salaries (44.8%) and Operations (26.3%).
- Navigation:** Left sidebar with categories like MY WORK, MY WORK - FINANCE, MY EMPLOYMENT, and MY WORK - HR.

Custom Financial Dashboards

Tax Management Automation

Seamless Bank Reconciliation

**17+**  
More Features



An intuitive, and intelligent **Project Management** tool to streamline project planning, work delivery and team coordination.

- ✔ Project Planning, Scheduling & Task Management
- ✔ Built in, Customizable Project Templates
- ✔ Real Time Project Tracking
- ✔ Intuitive Task & Role Assignment
- ✔ Tax Management & Multi Currency Integration

The screenshot displays the ProjectHub dashboard. At the top, it shows a summary of project status: 3 Active Projects, 1 Completed, 5 Overdue, and 0 Archived. Below this, there are several project cards, each with a progress bar and key dates. The projects shown are: Customer Data Analytics Platform (23% progress), Q1 Marketing Campaign (15% progress), Mobile App Development (42% progress), Website Redesign 2024 (65% progress), Cloud Infrastructure Migration (78% progress), and HR Onboarding System (100% progress). The dashboard also includes a sidebar with navigation options, a top navigation bar, and various analytics charts and graphs.

Project Planning & Scheduling

Task Assignment Automation

AI-Driven Project Insights

08+ More Features



A smart **Help Desk & Ticketing** management system to manage, assign, and resolve internal issues and client queries efficiently

- ✓ Ticket Management Automation
- ✓ Multi Channel Support
- ✓ Knowledgebase Integration
- ✓ Ai-Powered Responses & Ticket Resolution
- ✓ Cross-Team Coordination & Support Insights

The image displays several screenshots of the Resolve help desk system interface. The main screenshot shows a 'Tickets Assigned to Me' dashboard with a summary of ticket counts: Open Tickets (1), Re-Opened (2), Resolved (1), Closed (1), and Total Tickets (5). Below this is a table of active tickets with columns for Ticket ID, Employee Detail, Location, Category & Sub-Category, Subject, Date Created / Last Action, Status, and Actions. The table lists four tickets, including one for Sarah Johnson regarding a workstation monitor flickering and another for Sarah Johnson regarding a laptop back key not working. Other screenshots show 'Closed Tickets', 'All Tickets in Your Category', and 'Ticket Details' views.

Ticket ID	Employee Detail	Location	Category & Sub-Category	Subject	Date Created / Last Action	Status	Actions
TKT-201	Sarah Johnson Senior Marketing Manager - Marketing	New York	IT Hardware Issue	Workstation Monitor Flickering and ...	2026-02-10 2026-03-05	Re-Opened	View
TKT-098	Sarah Johnson Senior Marketing Manager - Marketing	New York	IT Hardware Issue	Laptop Back Key Not Working	2026-02-01 2026-02-05	Re-Opened	View
TKT-097	Sarah Johnson Senior Marketing Manager - Marketing	London	IT Software Issues	CRM not working properly	2026-01-20 2026-01-25	Resolved	View
TKT-001	Sarah Johnson Software Engineer - Engineering	Dubai	IT Software Issues	Cannot access email account	2026-01-10 2026-01-18	Open	View

Automated Ticket Management

Multi-Department Integration

Ai-Driven Analytics System

13+ More Features



A State of the Art **Supply Chain & Inventory Management System** to monitor the flow of goods, manage procurement & inventory levels, and ensure timely deliveries.

- ✓ Supply Chain & Logistics Management
- ✓ Inventory and Warehouse Management
- ✓ Procurement & Client Order Tracking
- ✓ Production Tracking & Vendor Management
- ✓ Purchase Order & Request Tracking

The image displays several screenshots of the Supply Suite software interface. The main screenshot shows the 'Supply Chain Overview' dashboard with key metrics: 2 PRs Pending Approval (Avg age: 740 days), 4 Open POs (USD 176,000), Spend MTD of USD 0.0K (vs last month 0%), 4 Overdue Deliveries (Median delay: 735 days), and 5 Active Vendors (Top: None). Below these are sections for 'Purchase Requests Awaiting Approval' and 'My Approval Queue'. The 'Purchase Requests Awaiting Approval' table lists:

PR#	DEPT	REQUESTER	AMOUNT	AGE
PR-2024-001	Human Resources	Emily Davis	USD 8,500	737 days
PR-2024-002	Engineering	Michael Chen	USD 125,000	739 days
PR-2024-004	IT Operations	John Smith	USD 650,000	741 days

The 'My Approval Queue' shows a request for 'PR-2024-002 Software Licenses Renewal' by Michael Chen for USD 125,000, which is 739 days old. Other screenshots show 'Purchase Requests' and 'Tasks & Activities' dashboards.

Inventory Tracking & Management

Purchase Order Management

Logistics Management System

**12+**  
More Features



The smartest **Learning Management System** with integrated Artificial Intelligence to amplify learning process both for academic and professional mediums.

- ✓ Courses & Program Management
- ✓ Virtual Classrooms & Student Management
- ✓ End-to-end Faculty Management
- ✓ Scheduling & Timetable Creation
- ✓ Customizable Learning Paths

The image displays several screenshots of the Academy Learning Management System interface. The primary view is the 'My Learning' dashboard, which includes a sidebar with navigation options like 'Payroll Management', 'Supply Chain Mgmt.', and 'Recruitments'. The main content area shows a 'Track your progress and continue learning' section with statistics: 3 Enrolled Courses, 1 In Progress, 1 Completed, and 1 Certificates. Below this, there's a 'Learning Activity' section with 'Total Time Spent' at 22h 0m and 'Average Progress' at 55%. A course card for 'Advanced React Development' shows 65% progress and 7h 0m spent. Another section titled 'Assigned to Me' lists a course 'Effective Communication' due on Feb 15, 2026. Other screenshots show a 'Team Learning Dashboard' with 2 team members, 4 total enrollments, and 1 completed course, and a detailed course page for 'Effective Communication' with instructor Michael Chen, 10 hours duration, and 70% passing score.

**Courses & Program Management**

**Learning Tracking System**

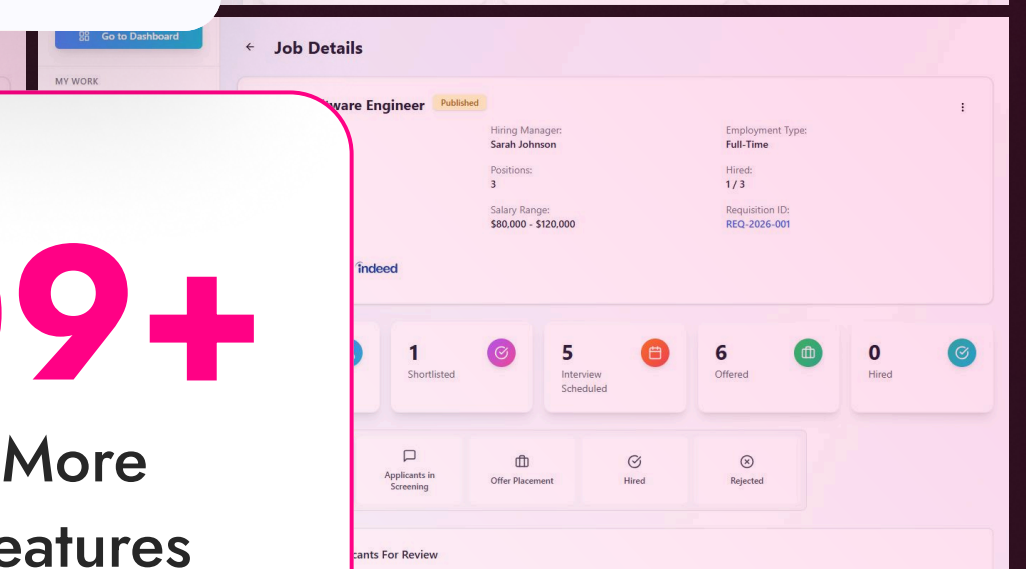
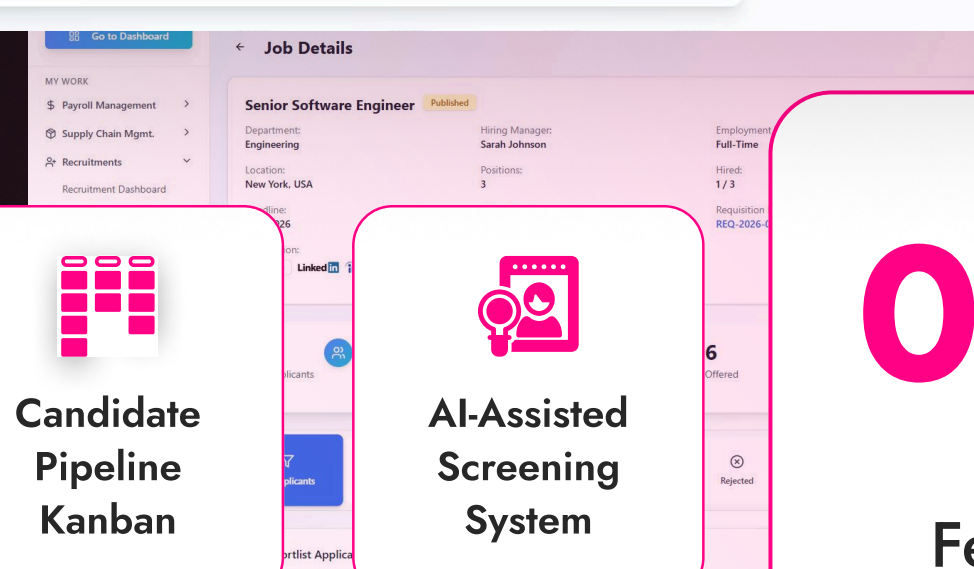
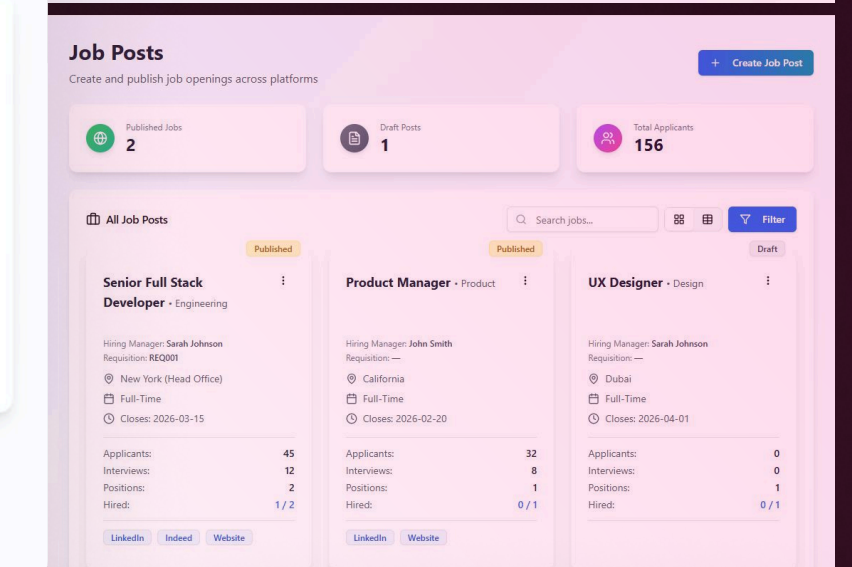
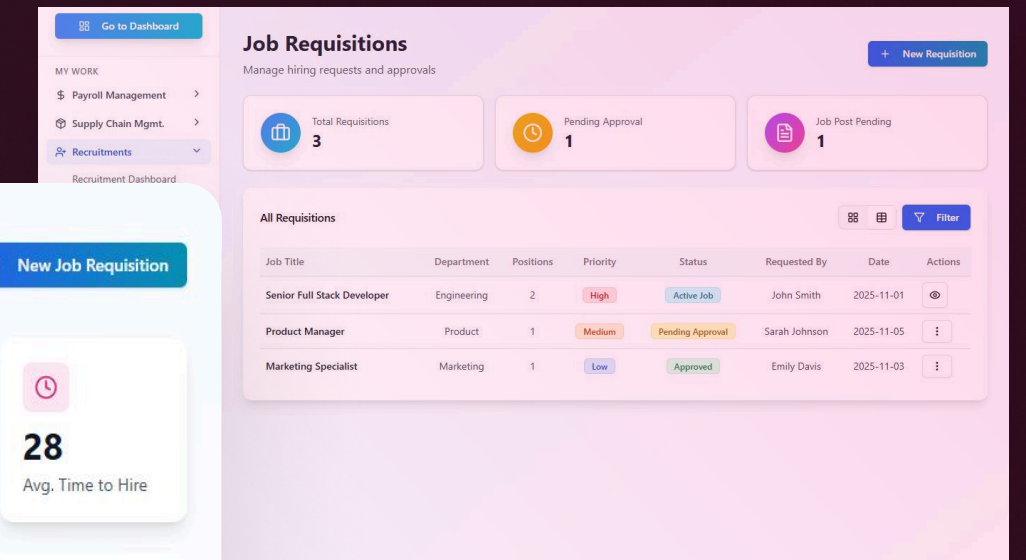
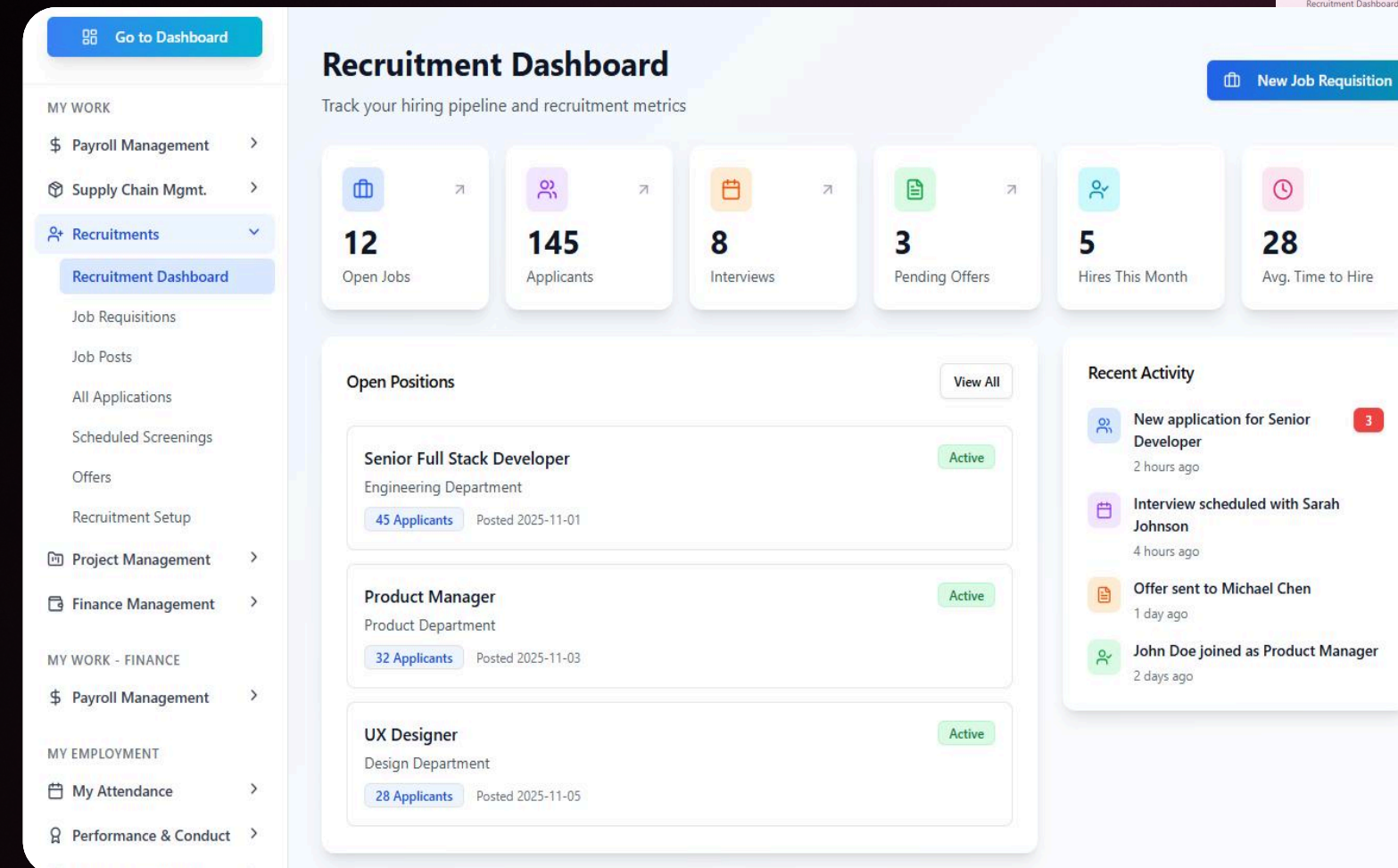
**Customizable Learning Paths**


**12+ More Features**





An intuitive **Hiring & Recruitment** system, to manage end-to-end Recruitment and Onboarding process and seamlessly transitioning candidates into employees

- ✓ Ai-Powered Candidate Screening
- ✓ Multi-Channel Job Posting
- ✓ Talent Pool Database & Resume Fetching
- ✓ Candidate Scheduling & Screening Mechanisms
- ✓ Collaborative Hiring Tools



  
Multi-Channel Job Posting

  
Candidate Pipeline Kanban

  
AI-Assisted Screening System

**09+**  
More Features

# Start 14 Day Free Trial

Improve Efficiency, Sales & Automation in Your Business by 95%



+1 (833) 201-7494



www.synclo.com



info@synclo.com



1720 Peachtree St NE, Atlanta, GA 30309, USA

